

ABT-Go – Business User Registration

AB&T customers know that we provide an uncompromising experience, and that level of dedication shines through our brand new mobile app, ABT-Go. You'll be able to download it to your iPhone, iPad or Android device today to **check balances, make transfers, pay bills and view transaction history** anywhere, anytime. ABT-Go app also includes:

Mobile Deposit – take a picture of a check and deposit it remotely

Picture Pay – snap a photo of a bill and pay it with no extra data entry

Customized Security Alerts – stay on top of account activity and get the info you want

Smart Log-In & Touch ID – utilize the security features on your phone for simple, safe access

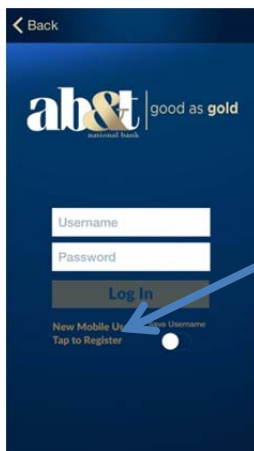
How to register:

Step 1 – Download the App (Click here) or type AB&T National Bank in the search function of the App Store or Google Play

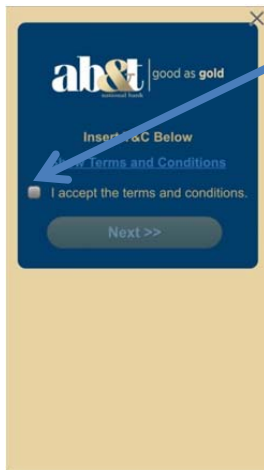
Step 2 – Tap any icon on Main page



Step 3 – Tap 'New Mobile User? Tap to Register'



Step 4 – Accept Terms and Conditions



ab&t | good as gold

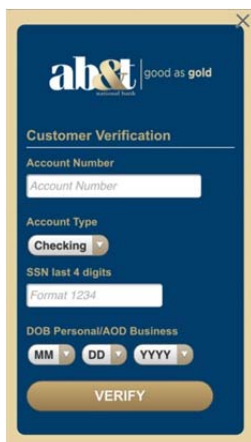
Insert T&C Below

[View Terms and Conditions](#)

I accept the terms and conditions.

Next >>

Step 5 – Complete customer verification – *Note: enter corresponding account opening date to account number entered. To confirm account opening date [click here](#). (link to contact us form)*



ab&t | good as gold

Customer Verification

Account Number

Account Type

Checking

SSN last 4 digits

Format 1234

DOB Personal/AOD Business

MM DD YYYY

VERIFY

There's no fee from AB&T to access our Mobile Banking App and Mobile Website. But you should check with your mobile service provider about any charges for data and text messages, internet access or using the web browser.